



HYDRAULIC DOOR HARDWARE

Your Professional Door Hinge Solution Provider
Effortless Quiet, Built to Last - Hydraulic Hinges & Stoppers
for Every Door



BOOK NOW



Contact Us
sales@aleader-china.com

Visit our website
www.aleader-china.com





B1-SERIES


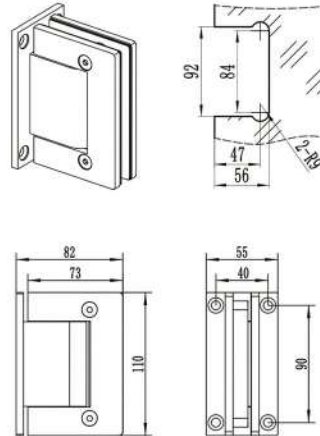
HYDRAULIC GLASS DOOR HINGE



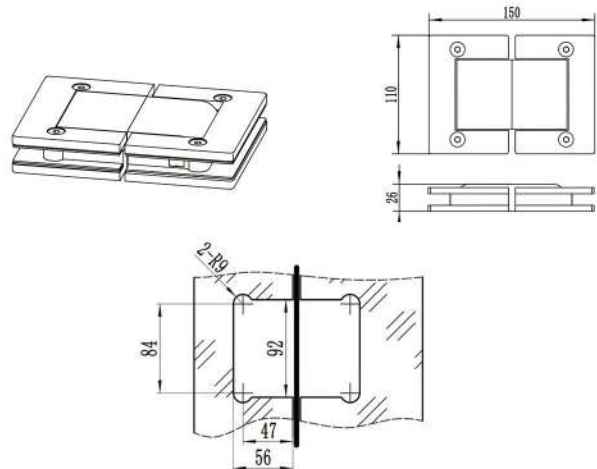
For Glass Door



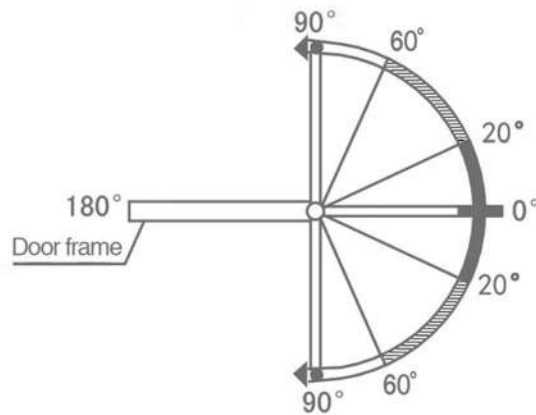
ITEM NO. **B1-90°**
Glass to Wall



ITEM NO. **B1-180°**
Glass to Glass



- For Use with 5/16" to 9/16" Tempered Glass
- Material: SS304 or SS316
- Hinge Swings: 95° Inwards and Outwards
- Closing Function: Automatic Closing From 85° to 0°
- Special Feature: Holds Open at 90°(optional);
Closing and Latching Speed Adjustable
- Cut-Out Required



Braking Area

Fast Closing Area

Door Hold-Open Area



For Timber Door

M2-SERIES

HYDRAULIC DOOR CLOSER HINGE



ITEM NO. **M2L-60**
Black



ITEM NO. **M2L-60**
Silver



ITEM NO. **M2L-60**
Gold



ITEM NO. **M2L-60**
White



Original separate design of hydraulic and spring, easier to adjust



Independent hydraulic design good damping effect more safe against wind



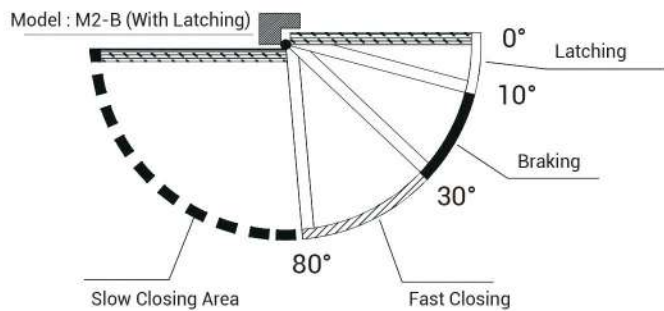
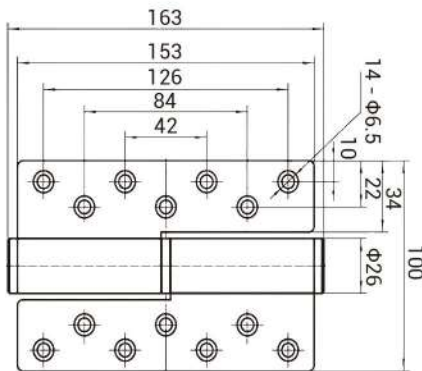
The stay open angle up to 180° automatic soft close below 80°



Original torsion spring design durable and reliable



Invention patent structure, reduce 99% risk of oil leakage



Product Model Selection

Model No.	Product	Optional Projects			Applicable Door Specifications/Types					Remark	
		Latching	Material	Finish	Door Weight(kg)	Door Height(mm)	Door Width(mm)	Door Thickness (mm)	Application		
M2L-40	40kg / Left Open	B(with latching force) W (no latching)	Carbon Steel SUS 304	Gold	≤40	≤2000	≤800	40-60	Wooden Door Metal Door Aluminum Door	Spring 1pc Hydraulic 1pc	
M2R-40	40kg / Right Open			Silver							
M2L-60	40kg / Left Open			Black							
M2R-60	60kg / Right Open			Bronze	40-60	≤2200	≤900				Spring 1pc Hydraulic 1pc Empty 1pc
M2L-80	80kg / Left Open			Copper							
M2R-80	80kg / Right Open			SUS 304							
			Other Customizable	60~80	≤2400	≤1200	Spring 2pc Hydraulic 1pc				



M5-SERIES

HYDRAULIC DOOR CLOSER HINGE



For Timber Door



ITEM NO. **M5-50B**
Copper



ITEM NO. **M5-50B**
Black



ITEM NO. **M5-50B**
Silver



ITEM NO. **M5-50B**
Bronze



Original separate design of hydraulic and spring, easier to adjust



Independent hydraulic design good damping effect more safe against wind



The stay open angle up to 180° automatic soft close below 80°

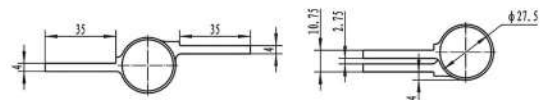
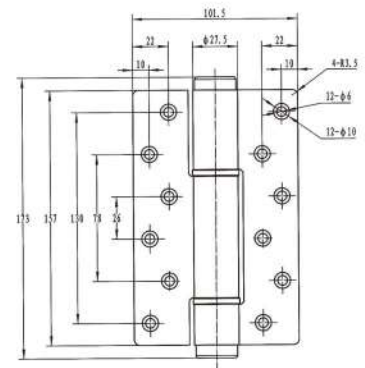


Original torsion spring design durable and reliable



Invention patent structure, reduce 99% risk of oil leakage

- 90° to 180° Free Stay Open, Easy Access
- Automatically Closing From 80°
- Soft Closing From 30°, Wind-proof Prevent Door Slamming and Anti-pinch
- Closing Speed Can be Freely Adjusted
- No Need to Distinguish Left and Right Open, User Friendly, Saving Labor, Less Inventory
- Speed Regulation is Integrated On One Hinge, Easier Adjustment
- All Rotating Parts are Connected with Bearings, Mute, Efficient and Durable



Product Model Selection

Model No.	Product	Optional Projects			Applicable Door Specifications/Types					Remark
		Latching	Material	Finish	Door Weight(kg)	Door Height(mm)	Door Width(mm)	Door Thickness (mm)	Application	
M5-50B	50kg / with Latching	B(with latching force) W (no latching)	Carbon Steel SUS 304	Gold	≤50	≤2000	≤800	40-60	Wooden Door Metal Door Aluminum Door	Spring 1pc Hydraulic 1pc
M5-50W	50kg / No Latching			Silver						
M5-70B	70kg / with Latching			Black	≤70	≤2200	≤900			
M5-70W	70kg / No Latching			Bronze						
M5-90B	90kg / with Latching			Copper	≤90	≤2400	≤1000			
M5-90W	90kg / No Latching			SUS 304						
			Other							Spring 2pc Hydraulic 1pc
			Customizable							



For Timber Door

M9-SERIES

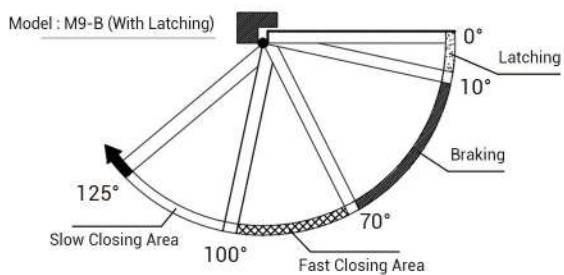
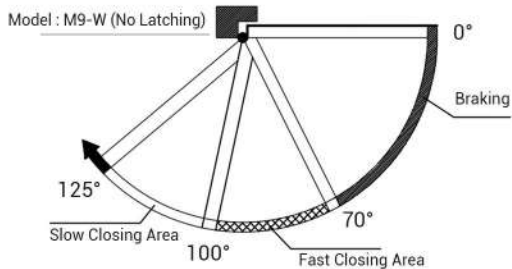
HYDRAULIC CONCEALED DOOR HINGE



ITEM NO. **M9-60**
Silver

ITEM NO. **M9-80**
Black

ITEM NO. **M9-30**
Copper



- Main Material: Aviation Aluminum and SUS304
- 2D Adjustable: Left/Right +2.5mm; Up/Down+2.5mm
- Maximum Open Angle: 125°
- Hold Open/Non Hold Open: Non Hold Open
- Closing Force: 7 N.m Per Piece
- Applicable Temperature Range: -5°C ~45°C
- Lifespan: ≥200,000 Cycles

Product Model Selection

Model No.	Configuration	Optional Features			Applicable Door Specifications/Types			
		Latching	Material	Finish	Door Weight(kg)	Door Height(mm)	Door Width(mm)	Door Thickness (mm)
M9-30	Hydraulic 1pc Empty 1pc	B(with latching force) W (no latching)	Aviation Aluminum SUS304	Gold	30	≤2000	≤800	≥42
M9-60	Hydraulic 1pc			Silver				
M9-80	Hydraulic 2pc Empty 1pc			Black				
				Bronze	60	≤2400	≤950	
				Copper				
				SUS 304				
				Other				
				Customizable	80	≤2800	≤1000	



M10-SERIES

HYDRAULIC DOOR HINGE



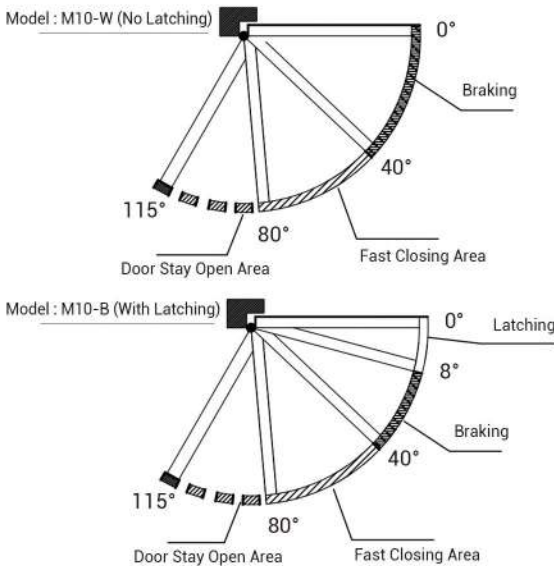
For Timber Door



ITEM NO. **M10-W**
No Latching



ITEM NO. **M10-B**
With Latching



- Main Material: Aviation Aluminum and SUS304
- Maximum Open Angle: 115°
- Fast Closing Area: 80°~40°
- Latching: 8°~0° (optional)
- Door Stay Open Area: 80°~110°(optional)
- Closing Force: 6 N.m Per Piece
- Applicable Temperature Range: -5°C ~45°C
- Lifespan: ≥100,000 Cycles

Product Model Selection

Model No.	Configuration	Optional Projects			Applicable Door Specifications/Types			
		Latching	Hold Open	Finish	Door Weight(kg)	Door Height(mm)	Door Width(mm)	Door Thickness (mm)
M10-40	Hydraulic 1pc Empty 1pc	B(with latching force) W (no latching)	HO – Hold Open NHO – NO Hold Open	Gold	40	≤2000	≤800	≥40
M10-60	Spring 1pc Hydraulic 1pc Empty 1pc			Silver				
M10-80	Spring 1pc Hydraulic 1pc Empty 2pc			Black				
M10-100	Spring 1pc Hydraulic 2pc Empty 1pc			Bronze				
				Copper	60	≤2400	≤950	
				SUS 304	80	≤2800	≤1000	
				Other	100	≤3000	≤1200	
				Customizable				



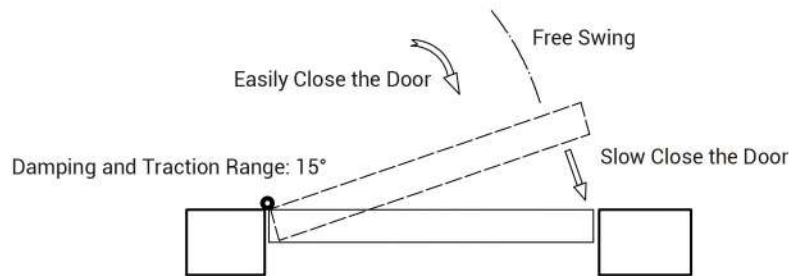
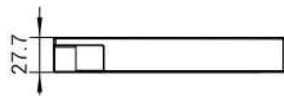
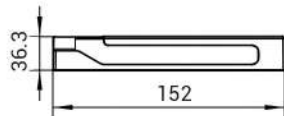
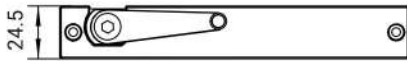
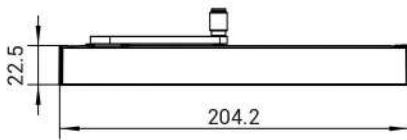
For Timber Door

P7-SERIES

HYDRAULIC DOOR DAMPER



ITEM NO. **P7**
 Black, Natural, Rosewood, Lavender, Gray



Product Model Selection

Model No.	Product	Optional Features		Applicable Door Specifications/Types				
		Finish		Door Weight(kg)	Door Height(mm)	Door Width(mm)	Door Thickness (mm)	Application
P7	P7 Hydraulic Door Damper	White	Grey	≤ 50	≤ 2200	≤ 900	40-60	Wooden Door
P7-T	P7 Hydraulic Door Damper + General Spring Hinge	Black	Natural					
		Rosewood	Lavender					
P7-V	P7 Hydraulic Door Damper + High-grade Spring Hinge	Other customizable						



D1-SERIES

HYDRAULIC PATCH FITTING



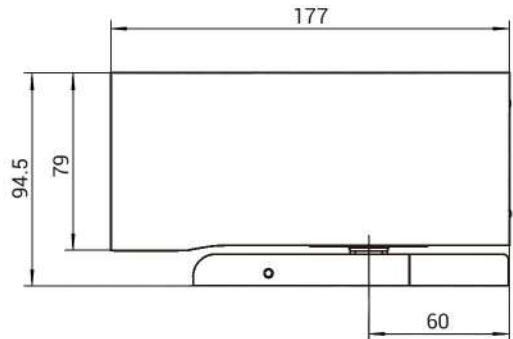
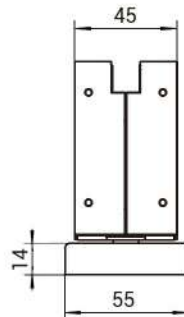
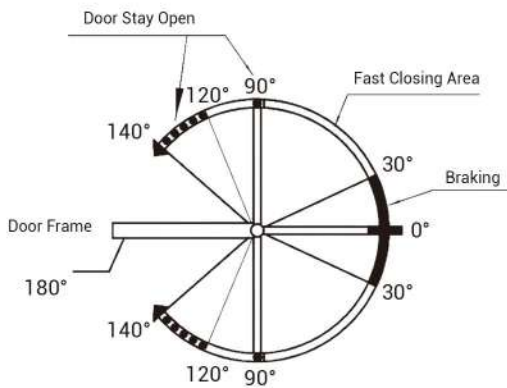
Glass Door Application



ITEM NO. **D1-150M**
Glass to Wall

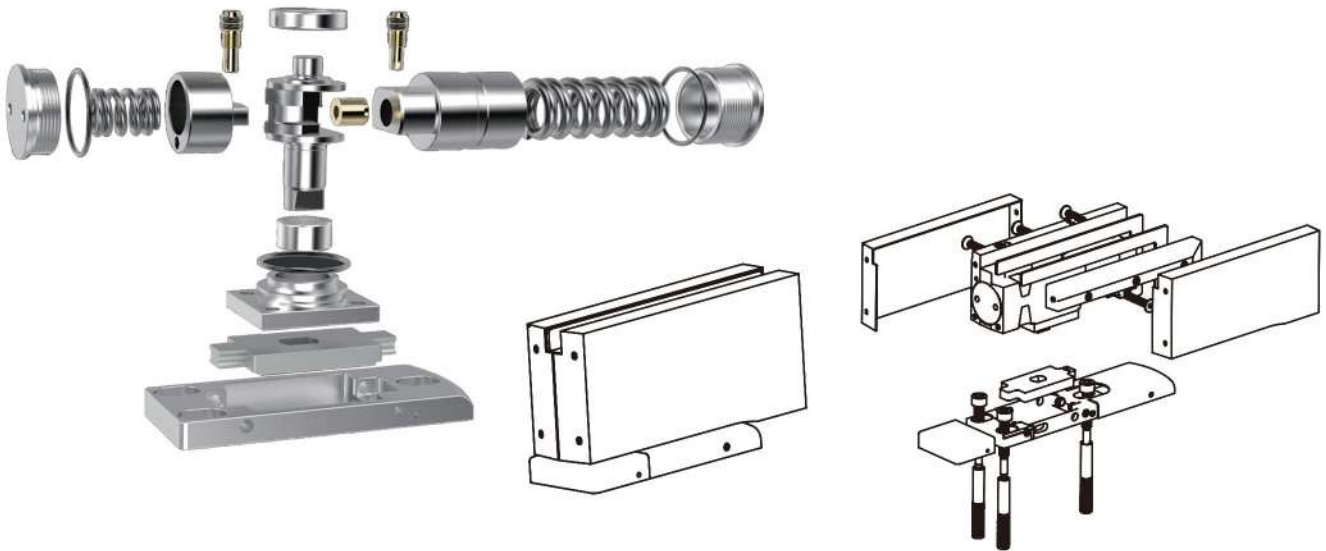
ITEM NO. **D1-100S**
Glass to Glass

- Open Angle: 140° Double Action
- Door Hold Open Section: 90° and 140° ~120°
- Two Speeds Adjustable
- Valve 1: 90°-0°
- Valve 2: 30°- 0°



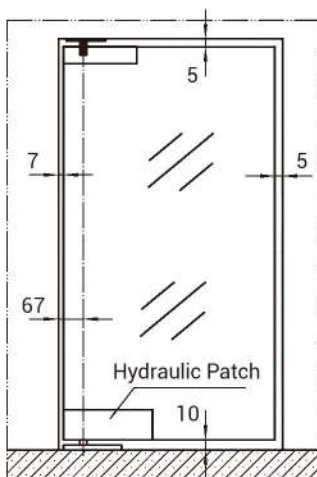
Product Model Selection

Model No.	Product	Optional Features		Applicable Door Specifications/Types					Remark
		Body/Base Color	Hold Open	Door Weight(kg)	Door Height(mm)	Door Width(mm)	Door Thickness (mm)	Application	
D1-100S	100kg / SSS	Silver Black (Default is silver)	Hold Open Non Hold Open (Default is hold open)	≤100	≤2200	≤900	10-15	Frameless Tempered Glass Door	Matching Selection: Top Pivot, Top Patch, Transom Sidelite Patch, Patch Lock Etc.
D1-100M	100kg / PSS								
D1-100B	100kg / MBL								
D1-150S	150kg / SSS			≤150	≤2400	≤1200			
D1-150M	150kg / PSS								
D1-150B	150kg / MBL								

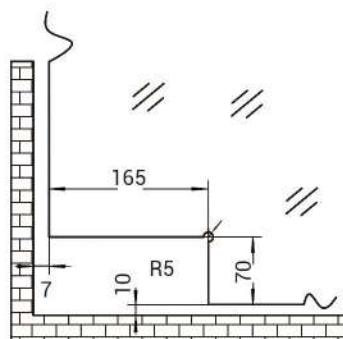


- 140°Double Action, 90°Hold Open, Automatically Soft Close From 85°~0°, Wind Resistant and anti pinch
- Two Speeds Adjustable: Valve 1: 90°~ 0° Valve 2: 30°~ 0°
- Original Base Design, Adjustment Range: Forward&Backward $\pm 3.5\text{mm}$, Left&Right $\pm 5\text{mm}$, Alignment $\pm 5^\circ$
- The Hydraulic Patch Combine Traditional Floor Spring and Bottom Patch Functions, Exquisite Structure, Nice Design and Stable Performance
- No Need to Make Cavity On the Ground, Easy Installation and Saving Labor
- Suitable For Both Indoor and Outdoor. Maximum Anti-wind Rating Up to Grade 5, Maximum Load Capacity: 150kg
- SUS304 Cover Plate, Rust Resisting

Keep the Gaps as Per Drawing,
Make Sure the Top and Bottom Pivot
Center are Well Aligned.



Glass Cutout



Glass Thickness	Application of Rubber Gasket
	Thickness(1.5mm)
10mm	4
12mm	4
14mm	2
15mm	2



D3-SERIES

HYDRAULIC PATCH FOR WOODEN DOOR



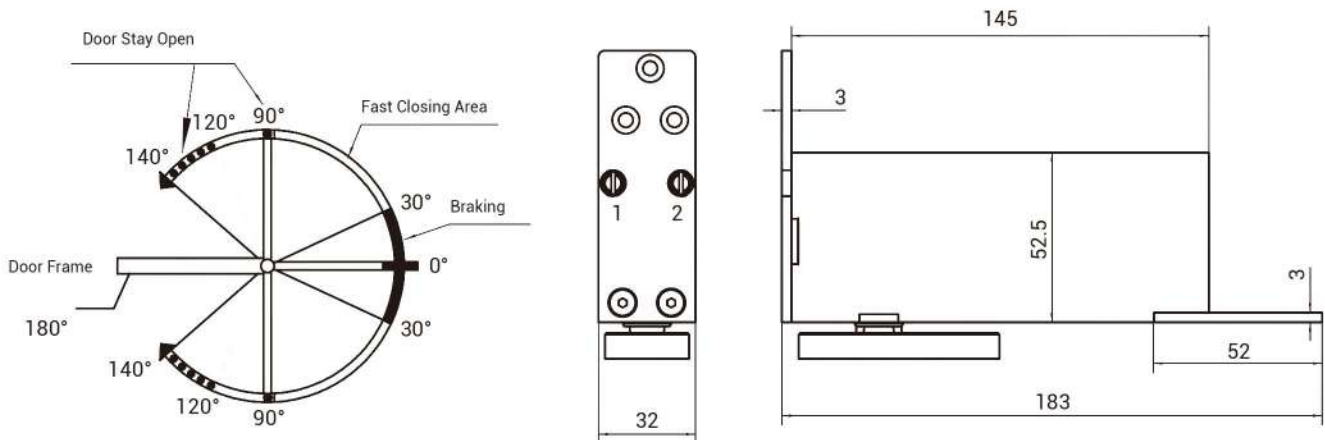
Wooden Door



ITEM NO. **D3-60**
Wood to Wall



- Open Angle: 140° Double Action
- Door Hold Open Section: 90° and 120°~140°
- Two Speeds Adjustable
- Valve 1: 90°~ 0°
- Valve 2: 30°~ 0°



Product Model Selection

Model No.	Product	Applicable Door Specifications/Types				
		Door Weight(kg)	Door Height(mm)	Door Width(mm)	Door Thickness (mm)	Application
D3-60	Hydraulic Patch Wooden Door	≤65	≤2200	≤900	≤43	Wooden Door Framed Glass Door



For Timber Door



For Aluminum Frame Door

X1-SERIES

HYDRAULIC DOOR STOPPER



**INNOVATIVE
STRUCTURE**
NEW

Invention for a New Era

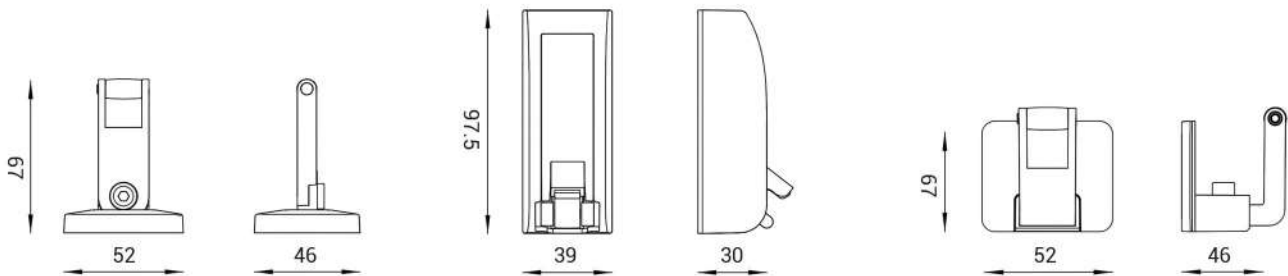
One-stop Solution to All the Drawbacks of Door Stoppers



Door Suction Head

Door Suction Base

Door Suction Head



Product Model Selection

Item	Specification Model	Model Description	Item	Specification Model	Model Description	Optional Features	
						Finish	
X1D	X1D-S-C	Plastic Base+Carbon Steel Suction Head	X1Q	X1Q-S-C	Plastic Base+Carbon Steel Suction Head	White	Grey
	X1D-S-Y	Plastic Base+Zamak Suction Head		X1Q-S-Y	Plastic Base+Zamak Suction Head	Black	Natural
	X1D-J-C	Metal Base+Carbon Steel Suction Head		X1Q-J-C	Metal Base+Carbon Steel Suction Head	Rosewood	Lavender
	X1D-J-Y	Metal Base+Zamak Suction Head		X1Q-J-Y	Metal Base+Zamak Suction Head	Other customizable	



TO BE A LEADER IN CHINA

Shandong Aleader Machinery Manufacturing Co., Ltd

Plant Address: Xumeng Industrial Park, Wulian County, Rizhao City,
Shandong Province, China

Sales Office-Dongying City:

Phone: +86-546-8771866, 8776377, 8772577, 8775377

Fax: +86-0546-8775377

Sales Office-Qingdao City:

Phone: +86-532-58786001, 58786002

Fax: +86-532-58786003

Email: sales@aleader-china.com

Website: www.aleader-china.com

